



Amax Lighting, Inc. is an importer and a distributor of lighting fixtures and bulbs. We provide the industry with a broad line of products for commercial, industrial, institutional and residential applications. As a reputable lighting distributor, we manufacture our fixtures with the highest quality components. Most importantly, they are rigorously tested for safety and efficiency. Our lighting products are known for their quality reliability and solid performance over all. All our fixtures are SGS, UL or ETL listed. Our large distribution center is located in the county of Los Angeles, California, in the city of Santa Fe Springs. This location provides us the ability to receive stock and ship our products to different locations throughout the United States in a timely manner.



Our products are manufactured for NEC installation and CSA standards



5CCT LED Flush Mount Fixture Series



- 5CCT Selectable light color by dip switch
- Dimmable with compatible dimmer
- High efficiency acrylic diffuser
- Die formed cold rolled steel
- Available in Bronze, Brush Nickel, Black
- Damp location rated
- SGS Certified



Model	Input Voltage	Input Wattage	LED CCT	CRI	Dimension (OD x H)	Finish
5CCT-JR1	120	15	2700K/3000K/3500K/4000K/5000K	90+	9 1/2"x4"	BN/BZ/BLK
5CCT-JR2	120	20	2700K/3000K/3500K/4000K/5000K	90+	13 5/16"x4"	BN/BZ/BLK
5CCT-JR3	120	35	2700K/3000K/3500K/4000K/5000K	90+	17"x3 3/4"	BN/BZ/BLK
5CCT-JR5	120	70	2700K/3000K/3500K/4000K/5000K	90+	32 3/8"x18"x4"	BN/BZ/BLK

Amax Lighting, Inc. Santa Fe Springs. CA

5CCT LED Platter Round Series



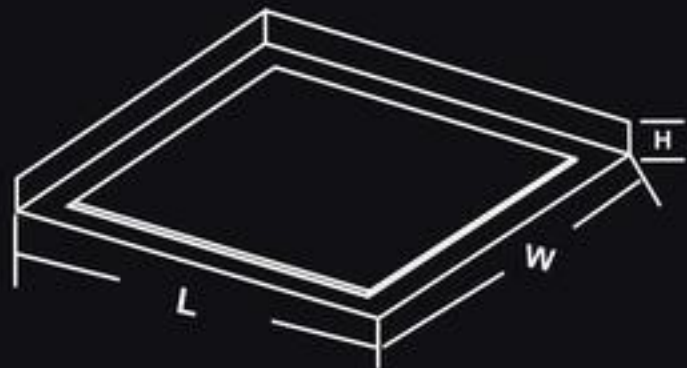
- 5CCT Selectable light color by dip switch
- Dimmable with compatible dimmer
- High efficiency PC diffuser
- Die formed cold rolled steel
- Available in White/Brush Nickel/Bronze/Black
- Wet location rated
- SGS Certified



Model	Input Voltage	Input Wattage	LED CCT	CRI	Dimension (OD x H)	Finish
5CCT-SM11	120	30	2700K/3000K/3500K/4000K/5000K	90+	11"x1"	WT/BN/BZ/BLK
5CCT-SM15	120	40	2700K/3000K/3500K/4000K/5000K	90+	15"x1"	WT/BN/BZ/BLK

Amax Lighting, Inc. Santa Fe Springs, CA

5CCT LED Platter Square Series



- 5CCT Selectable light color by dip switch
- Dimmable with compatible dimmer
- High efficiency PC diffuser
- Die formed cold rolled steel
- Available in White/Brush Nickel/Bronze/Black
- Wet location rated
- SGS Certified



Model	Input Voltage	Input Wattage	LED CCT	CRI	Dimension (Lx W x H)	Finish
5CCT-SM10	120	30	2700K/3000K/3500K/4000K/5000K	90+	10"x10"x1"	WT/BN/BZ/BLK
5CCT-SM13	120	40	2700K/3000K/3500K/4000K/5000K	90+	13"x13"x1"	WT/BN/BZ/BLK

Amax Lighting, Inc. Santa Fe Springs, CA

3CCT LED Multi-Color Remote Platter Light Series



Warm-Cool-Daylight



- Die formed cold rolled steel
- High efficiency polycarbonate diffuser
- Dimmable with compatible dimmer
- Remote color temperature change
- Wet location rated
- Available in White, Bronze, Nickel, Black



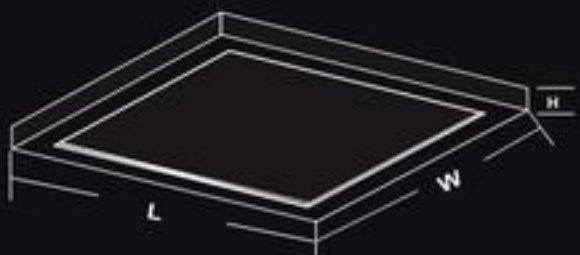
Model	Input Voltage	Input Wattage	LED CCT	CRI	Dimension (OD x H)	Finish
iWCD-SM11DL	120	30	3000K/4000K/5000K	90+	11"x1"	WT/BN/BZ/BLK
iWCD-SM15DL	120	40	3000K/4000K/5000K	90+	15"x1"	WT/BN/BZ/BLK

Amax Lighting, Inc. Santa Fe Springs. CA

3CCT LED Multi-Color Remote Platter Light Series



Warm-Cool-Daylight



- Die formed cold rolled steel
- High efficiency polycarbonate diffuser
- Dimmable with compatible dimmer
- Remote color temperature change
- Wet location rated
- Available in White, Bronze, Nickel, Black



Model	Input Voltage	Input Wattage	LED CCT	CRI	Dimension (L x W x H)	Finish
iWCD-SM10DL	120	30	3000K/4000K/5000K	90+	10"x10"x1"	WT/BN/BZ/BLK
iWCD-SM13DL	120	40	3000K/4000K/5000K	90+	13"x13"x1"	WT/BN/BZ/BLK

Amax Lighting, Inc. Santa Fe Springs. CA

LED Convex Edgeless Light Series



- Multi-Voltage 120V-277V
- Durable aluminum construction
- High efficiency polycarbonate diffuser
- Dimmable only at 120V
- Wet location rated
- Certifications: CETL/ETL
- Title 24 compliant
- Available in White, Bronze, Nickel, Black

Model	Input Voltage	Input Wattage	LED CCT	CRI	Lumens	Dimension (OD x H)	Finish
LED-CP5D	120-277	9	3000K	90+	600	5"x0.77"	WT/BN/BZ/BLK
LED-CP7D	120-277	15	3000K	90+	1000	7"x0.77"	WT/BN/BZ/BLK
LED-CP9D	120-277	30	3000K	90+	1800	9"x0.77"	WT/BN/BZ/BLK

Amax Lighting, Inc. Santa Fe Springs, CA

LED Cranium Canless Light Series



- Multi-Voltage 120V-277V
- Die formed cold rolled steel
- High Polycarbonate rated diffuser
- Dimmable only at 120V
- Surface mount in J-Box
- Certifications: CETL/ETL
- Wet location rated
- Title 24 compliant
- Available in White, Bronze, Nickel, Black


Model	Input Voltage	Input Wattage	LED CCT	CRI	Lumens	Dimension (OD x H)	Finish
LED-RF4D	120-277	9	3000K	90+	600	6.7"x0.39"	WT/BN/BZ/BLK
LED-RF6D	120-277	15	3000K	90+	1000	8.2"x0.39"	WT/BN/BZ/BLK
LED-RF8D	120-277	30	3000K	90+	1800	10.4"x0.39"	WT/BN/BZ/BLK

Amax Lighting, Inc. Santa Fe Springs, CA

LED-RSMDL Radar Series



This radar sensor LED ceiling mount light is perfect solution for any area where you want light to automatically turn on when motion is detected. This light features a 17 second duration of light when motion is detected up to 4.5-5.5 yards. Radar occupancy sensor. Wet location rated. It is perfect for the closet, bathroom, hallway, stairway, kitchen, workplace, garage, basement, storage, porch and utility rooms. Available in black, bronze, nickel, and white finishes.



Model	Voltage	Wattage	CCT	CRI	Lumens	Dimension	Finish
LED-RSM55DL	120	12	3000K	90+	720	5.5"x 1/2"	WT/BLK/BN/BZ
LED-RSM63DL	120	13	3000K	90+	780	5.5"x5.5"x1/2"	WT/BLK/BN/BZ
LED-RSM7DL	120	15	3000K	90+	900	7"x1/2"	WT/BLK/BN/BZ
LED-RSM8DL	120	18	3000K	90+	1080	7"x7"x1/2"	WT/BLK/BN/BZ

Amax Lighting, Inc. Santa Fe Springs. CA

LED-RT5DL Rigel Downlight Series



This is the latest version of a downlight with the thinnest design. The decorative ring is only 3/16 inch thin. 120V line voltage version eliminates the need for an external driver and that makes it more efficient, durable and cost effective. Dimmable with compatible dimmer. Wet location rated. Easy to install directly to 3" or 4" J-Box on even flat ceiling.

Available in black and white



Model	Voltage	Wattage	CCT	CRI	Lumens	Dimension	Finish
LED-RT5DL	120	11	3000K	90+	700	4 5/8"X3/16"	WT/BLK
LED-RT5DL-SQ	120	11	3000K	90+	700	4 5/8"X4 5/8"X3/16"	WT/BLK

Amax Lighting, Inc. Santa Fe Springs. CA

LED-TB Cylinossis Downlight Series



This Slim Disc light is a super thin LED surface mount with the appearance of a recessed downlight. Multi-Voltage. 0-10V fully dimmable. 277V non-dimmable. White translucent lens, allowing a smooth comfortable pattern. Durable metal construction and metal trim ring. Easy to install into a standard 4" J-box. Wet location rated. Available in white and black finishes.



Model	Voltage	Wattage	CCT	CRI	Lumens	Dimension	Finish
LED-TB4	120V-277	9	3000K	90+	600	5 3/8" X3/8"	WT/BLK
LED-TB6	120V-277	15	3000K	90+	1000	6 7/8"X 3/8"	WT/BLK
LED-TB8	120V-277	30	3000K	90+	1800	8 7/8"X1/2"	WT/BLK

Amax Lighting, Inc. Santa Fe Springs. CA

3CCT LED Kuazar Series



This slim disc light delivers a solution for flush mount applications for both residential and commercial applications. It is a thin luminaire with an integrated tunable CCT switch. All in one, get desired color temperature using dip switch on the back of the light. Fits all kinds of J-Box. Dimmable with compatible dimmer. Wet location and JA8 rated. Available in black, bronze, nickel, and white finishes.



Model	Voltage	Wattage	CCT	CRI	Dimension	Finish
LED-3CCT55	120	9	3K/4K/5K	90+	5½"X5/8"	WT/BLK/BZ/BN
LED-3CCT7	120	15	3K/4K/5K	90+	7"X3/4"	WT/BLK/BZ/BN
LED-3CCT9	120	18	3K/4K/5K	90+	9"X3/4"	WT/BLK/BZ/BN

Amax Lighting, Inc. Santa Fe Springs. CA

5CCT LED Pancake Surface Light Series

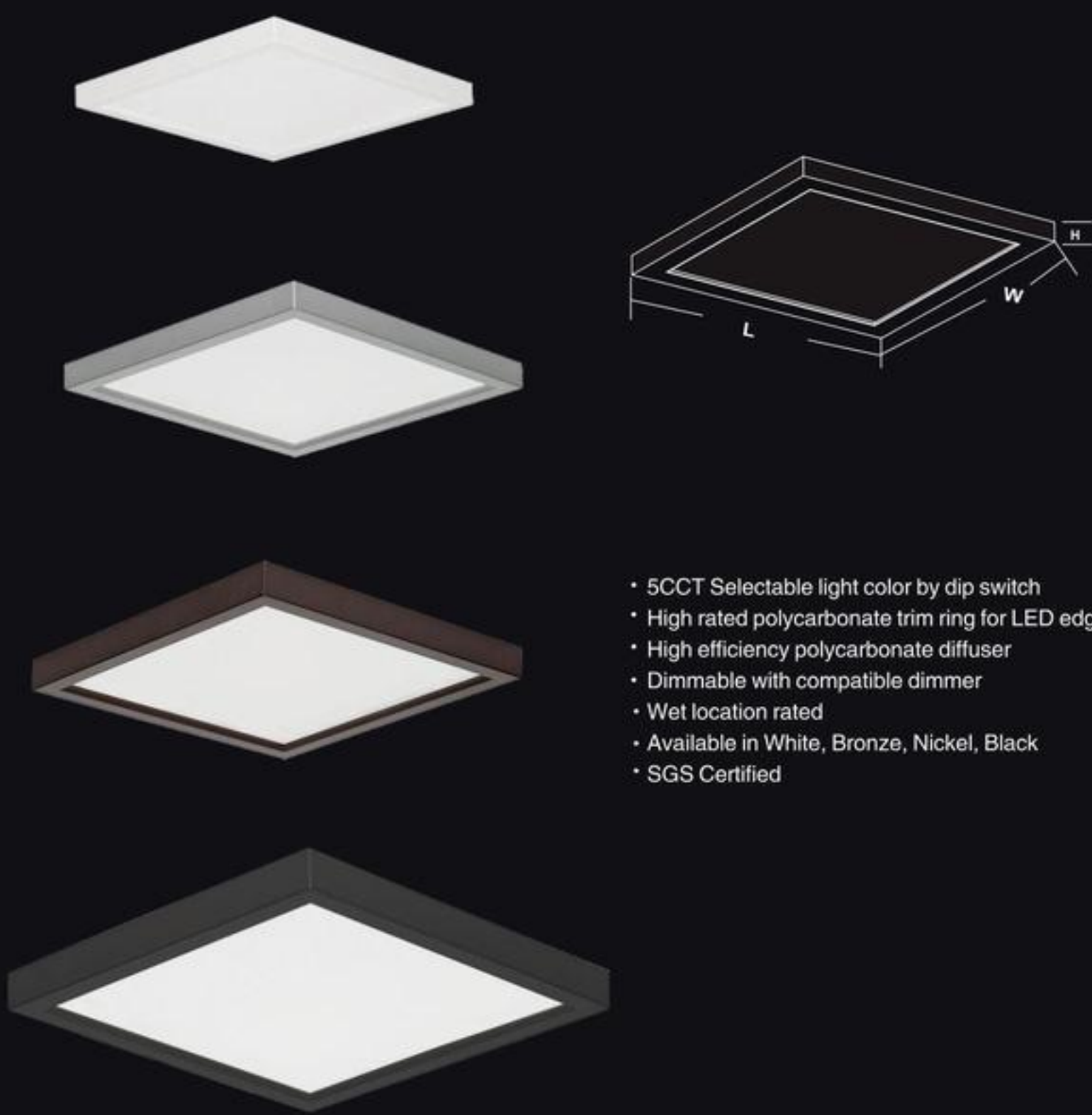


- 5CCT Selectable light color by dip switch
- High rated polycarbonate trim ring for LED edgelit
- High efficiency polycarbonate diffuser
- Dimmable with compatible dimmer
- Wet location rated
- Available in White, Bronze, Nickel, Black
- SGS Certified

Model	Input Voltage	Input Wattage	LED CCT	CRI	Dimension (OD x H)	Finish
5CCT-SM55	120	12	2700K/3000K/3500K/4000K/5000K	90+	5.5"x0.69"	WT/BN/BZ/BLK
5CCT-SM7	120	15	2700K/3000K/3500K/4000K/5000K	90+	7"x0.69"	WT/BN/BZ/BLK

Amax Lighting, Inc. Santa Fe Springs, CA

5CCT LED Pancake Surface Light Series



- 5CCT Selectable light color by dip switch
- High rated polycarbonate trim ring for LED edgelit
- High efficiency polycarbonate diffuser
- Dimmable with compatible dimmer
- Wet location rated
- Available in White, Bronze, Nickel, Black
- SGS Certified

Model	Input Voltage	Input Wattage	LED CCT	CRI	Dimension (L x W x H)	Finish
5CCT-SM63	120	13	2700K/3000K/3500K/4000K/5000K	90+	5.5"x5.5"x0.69"	WT/BN/BZ/BLK
5CCT-SM8	120	18	2700K/3000K/3500K/4000K/5000K	90+	7"x7"x0.69"	WT/BN/BZ/BLK

Amax Lighting, Inc. Santa Fe Springs, CA

LED Disc Light Series



- Die formed cold rolled steel
- High efficiency twist and lock diffuser
- Dimmable with compatible dmmer
- Certifications: CETL/ETL
- Wet location rated
- Available in White, Bronze, Nickel, Black



Model	Input Voltage	Input Wattage	LED CCT	CRI	Lumens	Dimension (OD x H)	Finish
LED-SM4DL	120	10	3000K	90+	600	5.9"x1.2"	WT/BN/BZ/BLK
LED-SM6DL	120	15	3000K/4000K	90+	900	7.4"x1.26"	WT/BN/BZ/BLK
LED-SM9DL	120	30	3000K	90+	2000	9.5"x1.4"	WT/BN/BZ/BLK

Amax Lighting, Inc. Santa Fe Springs. CA

LED-4L/LED-6L Downlight Series



This LED disc light delivers a solution for flush mount application for both residential and commercial applications. Dimmable with compatible dimmer. Twist and lock regressed lens design. Durable metal housing. Wet location. JA8 rated. Fit all kinds of J-Box including 3" or 4" J-Box, 3" Shallow pancake J-Box, Mud Ring & etc. Cost and safety benefits.



Model	Voltage	Wattage	CCT	CRI	Lumens	Dimension	Finish
LED-4L	120	10	3000K	90+	750	4X1"	WT/BZ/BLK
LED-6L	120	15	3000K	90+	1000	6X1"	WT/BZ/BLK

Amax Lighting, Inc. Santa Fe Springs. CA

Veloce LED Baffle Recess Downlight Series

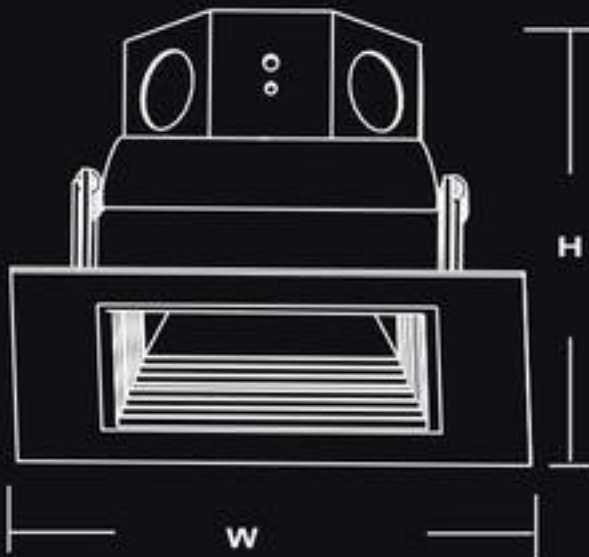


- Durable aluminum construction
- High efficiency polycarbonate diffuser
- Dimmable with compatible dimmer
- Easy to install, J-Box included
- Certifications: CETL/ETL
- Wet location rated
- Available in White, Bronze, Nickel, Black

Model	Input Voltage	Input Wattage	LED CCT	CRI	Lumens	Dimension (OD x H)	Finish
LED-BR3P	120	6	3000K	90+	400	4.65"x3.15"	WT/BN/BZ/BLK
LED-BR4P	120	9	3000K	90+	580	5.51"x3.58"	WT/BN/BZ/BLK
LED-BR6P	120	14	3000K	90+	900	7.6"x4.02"	WT/BN/BZ/BLK

Amax Lighting, Inc. Santa Fe Springs, CA

Square Veloce LED Baffle Series
Recess Downlight

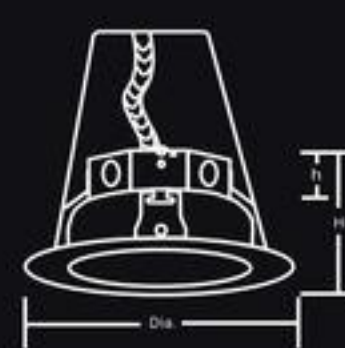


- Durable aluminum construction
- High efficiency polycarbonate diffuser
- Dimmable with compatible dimmer
- Easy to install, J-Box included
- Certifications: CETL/ETL
- Wet location rated
- Available in White, Bronze, Nickel, Black

Model	Input Voltage	Input Wattage	LED CCT	CRI	Lumens	Dimension (W x H)	Finish
LED-BR4P-SQ	120	9	3000K	90+	580	5.12"x3.58"	WT/BN/BZ/BLK

Amax Lighting, Inc. Santa Fe Springs, CA

LED Veloce Recess Light Series



- Durable aluminum construction
- High efficiency polycarbonate diffuser
- Dimmable with compatible dimmer
- Easy to install, J-Box included
- Certifications: CETL/ETL
- Wet location rated
- Available in White, Bronze, Nickel

Model	Input Voltage	Input Wattage	LED CCT	CRI	Lumens	Dimension (Outer/Inner x Dia. x H)	Finish
LED-SR3SP	120	6	3000K	90+	345	4.25"x2.5"x2.69"	WT/BN/BZ
LED-SR4P	120	10	3000K	90+	580	5.5"x3.75"x2.69"	WT/BN/BZ
LED-SR6P	120	15	3000K	90+	860	7.5"x5.5"x2.95"	WT/BN/BZ
LED-SR4PM	120	12	3000K	90+	700	5.5"x3.75"x2.69"	WT/BN/BZ
LED-SR6PM	120	18	3000K	90+	1030	7.5"x5.5"x2.95"	WT/BN/BZ

Amax Lighting, Inc. Santa Fe Springs. CA

LED-4LM/6LM Motion Downlight Series



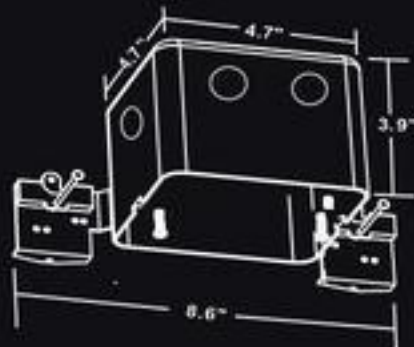
This LED motion sensor ceiling mount light is perfect solution for any area where you want light to automatically turn on when motion is detected. This light features a 30 second duration of light when motion is detected up to 4.5- 5.5 yards. Sensing angle 120 degree. Twist and lock regressed lens design. It is perfect for the closet, bathroom, hallway, stairway, kitchen, workplace, garage, basement, storage, and utility rooms. Wet location rated. Available in white, black, and bronze. Non-Dimmable



Model	Voltage	Wattage	CCT	CRI	Lumens	Dimension	Finish
LED-4LM	120	10	3000K	90+	750	4x1"	WT/BLK/BZ
LED-6LM	120	15	3000K	90+	1000	6X1"	WT/BLK/BZ

Amax Lighting, Inc. Santa Fe Springs. CA

LED Emergency Battery Backup with 7" Disc Light

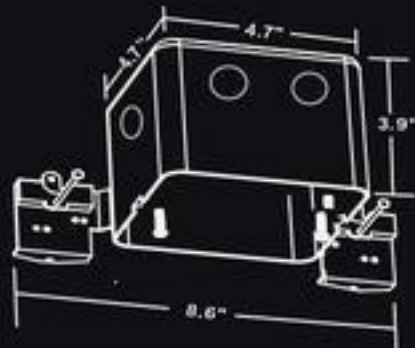


- Heavy-Gage, metal housing
- Rechargeable battery
- 4.75" J-Box included
- Dimmable
- Fire rating 2 hours tested to comply with UL 263,ASTME119 &CAN/ULC S101
- Damp location rated

Model	Input Voltage	Input Wattage	LED CCT	CRI	Lumens	Disc Dimension (OD x H)	Can	Finish
LED-B15DP	120	15	3000K	80+	1000	7"x0.69"	6"	WT

Amax Lighting, Inc. Santa Fe Springs, CA

LED Emergency Battery Backup with 6" Disc Light



- Heavy-Gage, metal housing
- Rechargeable battery
- 4.75" J-Box included
- Dimmable
- Fire rating 2 hours tested to comply with UL 263,ASTME119 &CAN/ULC S101
- Damp location rated

Model	Input Voltage	Input Wattage	LED CCT	CRI	Lumens	Disc Dimension (OD x H)	Can	Finish
LED-B15D	120	15	3000K	80+	1000	7.4"x1.26"	6"	WT

Amax Lighting, Inc. Santa Fe Springs, CA

3CCT LED-D6 ALL-IN-ONE Downlight



This premium downlight provides the perfect solution for commercial or residential retrofit projects that require flexibility in color temperature and output. Downlight is easy to adjust the color temperature and wattage by flipping a switch on the back of the fixture before, during, or after installation. Each fixture features 3 selectable CCT's and 4 selectable-Wattages (10W/15W/20W/25W). Multi-Voltage 120V-277V. Dimmable 0-10V dimming. Energy Star and UL listed. Wet location rated. Aluminum reflector, polycarbonate diffuser, white finish with metal J-Box. Heavy duty universal spring clips. These features make the ideal all-in-one LED solution for multi-use residential, commercial institutional etc.



Model	Voltage	Wattage	CCT	CRI	Dimension
LED-D6	120-277	10/15/20/25	3K/4K/5K	90+	7 1/2"X5 5/8"

Amax Lighting, Inc. Santa Fe Springs. CA

LED Classic Fixture Series



LED cloud fixture is a dimmable, high lumens output flush mount fixture with an integrated LED array that provides an ample amount of long-lasting light and costs less to operate. It uses less energy than fluorescent lights, lasts longer and is maintenance free. High gauge and low-profile steel housing. Twist and lock features for easy lens removal and cleaning. Ideal for ceiling and wall mounting applications. Available in warm white (3000K) or cool white (4000K). Damp location rated.



Model	Voltage	Wattage	CCT	CRI	Lumens	Dimension	Finish
LED-C001L	120	15	3K/4K	90+	1300	14"x3 3/4"	WT/BZ
LED-C002L	120	20	3K/4K	90+	1700	17"X3 3/4"	WT/BZ/BN
LED-C003L	120	35	3K/4K	90+	3000	22 1/2"x3 3/4"	WT/BZ/BN

Amax Lighting, Inc. Santa Fe Springs. CA

LED Rope Light



These amazing LED Neon rope lights have 108 beads per meter, upgraded LED and side light design make the LED brighter and more evenly lit than ordinary LED. It can be adjusted to different brightness and changing different colors, providing an immense lighting experience, providing ambience for home decoration and adding a romantic atmosphere to any room in your house. It's suitable for indoor or outdoor lighting, Ip67 waterproof rated. 24V low voltage. Dimmable. Full spectrum with remote control included. These neon rope lights are flexible, can be bent into all kinds of patterns you want and cut to fit the length you need. Fixed with acrylic adhesive and clasps for easy installation, simply fix to the proper position and connect the power supply. Perfect for indoor or outdoor decorations.



Model	Input Volt	LED CCT	Dimension
LED-RGB10	24	Multi-Color	10ft
LED-RGB50	24	Multi-Color	50ft
LED-RGB100	24	Multi-Color	100ft

Amax Lighting, Inc. Santa Fe Springs. CA

3CCT LED-JR12/LED-JR16 Series



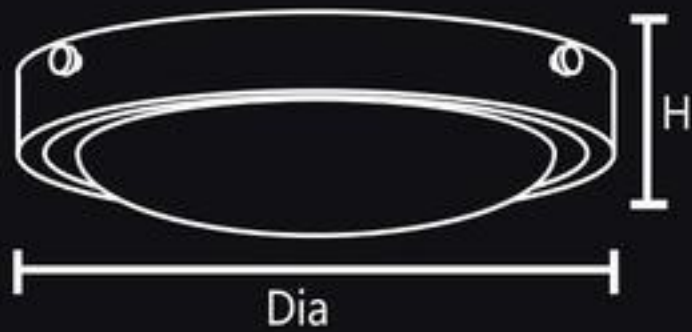
These LED square fixtures deliver a solution for flush mount application for both residential and commercial applications. It's an integrated tunable CCT switch. All in one, get desired color temperature using dip switch on the driver. Fits all kinds of electrical J-Box. Dimmable with compatible dimmer. White diffuser, Available in Brush nickel and Black finishes.




Model	Voltage	Wattage	CCT	CRI	Dimension	Finish
LED-JR12	120	15	3K/4K/5K	90+	12"X12"X3.8"	BN/BLK
LED-JR16	120	25	3K/4K/5K	90+	16"X16"X3	BN/BLK

Amax Lighting, Inc. Santa Fe Springs. CA

LED Procurve Deco Fixture Series



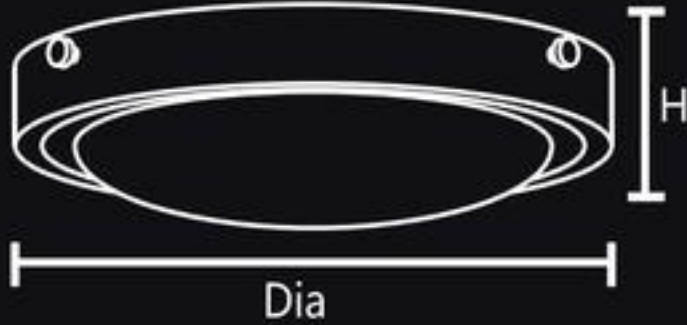
- High efficiency acrylic diffuser
- Die formed cold rolled steel
- Dimmable with compatible dimmer
- Available in Matte Black & Brush Nickel
- Damp location rated
- SGS Certified



Model	Input Voltage	Input Wattage	LED CCT	CRI	Lumens	Dimension (OD x H)	Finish
LED-P13	120	20	3000K/4000K	90+	1200	13"x4 3/8"	BN/BLK
LED-P17	120	35	3000K/4000K	90+	2100	17"x4 3/4"	BN/BLK

Amax Lighting, Inc. Santa Fe Springs, CA

LED Procurve Deco Fixture A19 Series



- High efficiency acrylic diffuser
- Die formed cold rolled steel
- Available in Matte Black & Brush Nickel
- Damp location rated
- SGS Certified



Model	Input Voltage	Input Wattage	LED CCT	Bulb Type	Dimension (OD x H)	Finish
LED-P13E26	120	2x12	4000K	A19	13"x4 3/8"	BN/BLK
LED-P17E26	120	3x12	4000K	A19	17"x4 3/4"	BN/BLK

Amax Lighting, Inc. Santa Fe Springs, CA

3CCT LED Concaveness Deco Fixture Series



- 3CCT Selectable light color by dip switch
- Dimmable with compatible dimmer
- High efficiency acrylic diffuser
- Die formed cold rolled steel
- Available in Matte Black
- Damp location rated
- SGS Certified

Model	Input Voltage	Input Wattage	LED CCT	CRI	Dimension (OD x H)	Finish
LED-C13BLK	120	24	3000K/4000K/5000K	80+	13"x3 3/4"	BLK
LED-C17BLK	120	34	3000K/4000K/5000K	80+	17"x3 5/8"	BLK

Amax Lighting, Inc. Santa Fe Springs, CA

5CCT LED Diamond Lattice Flush Mount Series



- 5CCT Selectable light color by dip switch
- Dimmable with compatible dimmer
- High efficiency acrylic diffuser
- Die formed cold rolled steel
- Available in Bronze, Brush Nickel, Black
- Damp location rated
- SGS Certified

Model	Input Voltage	Input Wattage	LED CCT	CRI	Dimension (OD x H)	Finish
5CCT-DC1	120	15	2700K/3000K/3500K/4000K/5000K	90+	10"x3.8"	BN/BZ/BLK
5CCT-DC2	120	20	2700K/3000K/3500K/4000K/5000K	90+	14"x3.8"	BN/BZ/BLK
5CCT-DC3	120	35	2700K/3000K/3500K/4000K/5000K	90+	17"x3.8"	BN/BZ/BLK

Amax Lighting, Inc. Santa Fe Springs, CA

LED Euro Style Saucer Fixture Series



- Die formed cold rolled steel
- High efficiency acrylic diffuser
- Dimmable with compatible dimmer
- Damp location rated
- Available in White, Nickel

Model	Input Voltage	Input Wattage	LED CCT	CRI	Lumens	Dimension (OD x H)	Finish
LED-M001L	120	15	3000K/4000K	90+	900	13"x3.5"	WT/BN
LED-M002L	120	35	3000K/4000K	90+	2100	17"x3.5"	WT/BN

Amax Lighting, Inc. Santa Fe Springs, CA

LED-9 Drum Fixture with Knockouts



This LED luminaire delivers a solution for flush mount application for residential, commercial and industrial applications. Flat opal glass diffuser offers a contemporary feel with a great industrial style look. Dimmable. Both side knockouts for linkable convenience and mounting holes for J-Box installation. Designed to be wall or ceiling mounted with or without J-box using the knockouts to link one unit to the next one. Damp location rated. Available in matt black or white finishes.



Model	Voltage	Wattage	CCT	CRI	Lumens	Dimension	Finish
LED-9	120	18.5	4000K	80+	1200	9"X3.5"	BK/WT

Amax Lighting, Inc. Santa Fe Springs, CA

LED Shallow Mushroom Cloud Fixture Series



- Die formed cold rolled steel
- High efficiency twist and lock diffuser
- Dimmable with compatible dimmer
- Damp location rated

Model	Input Voltage	Input Wattage	LED CCT	CRI	Lumens	Dimension (OD x H)	Finish
LED-R001L	120	15	3000K/4000K	90+	900	11"x3.5"	WT
LED-R002L	120	20	3000K/4000K	90+	1200	14"x3.5"	WT
LED-R003L	120	35	3000K/4000K	90+	2100	19"x4"	WT

Amax Lighting, Inc. Santa Fe Springs, CA

LED Round Floating Cloud Fixture Series




- Die formed cold rolled steel
- High efficiency twist and lock diffuser
- Dimmable with compatible dimmer
- Damp location rated

Model	Input Voltage	Input Wattage	LED CCT	CRI	Lumens	Dimension (OD x H)	Finish
LED-V001L	120	15	3000K/4000K	90+	900	11"x3"	WT
LED-V002L	120	20	3000K/4000K	90+	1200	14"x3"	WT

Amax Lighting, Inc. Santa Fe Springs, CA

5CCT LED Undercabinet Fixture Series




- 5CCT selectable light color by dip switch
- High/Medium/Low switch lumen adjustable
- Dimmable
- Linkable up to ten fixtures
- Durable metal construction
- On/Off power switch
- Frosted glass lens
- Side, rear and bottom 1/2" knockouts for Romex wiring connectors
- Portable or hardwired
- SGS Certified
- Available in white, nickel and bronze
- 6' Plug-in power cord

Model	Input Voltage	Input Wattage	LED CCT	Dimension (L x W x H)	Finish
5CCT-UC12	120	7	27K/3K/35K/4K/5K	12"x3.5"x1"	WT/BN/BZ
5CCT-UC21	120	11	27K/3K/35K/4K/5K	21"x3.5"x1"	WT/BN/BZ
5CCT-UC24	120	13	27K/3K/35K/4K/5K	24"x3.5"x1"	WT/BN/BZ
5CCT-UC33	120	17	27K/3K/35K/4K/5K	33"x3.5"x1"	WT/BN/BZ
5CCT-UC42	120	22	27K/3K/35K/4K/5K	42"x3.5"x1"	WT/BN/BZ

Amax Lighting, Inc. Santa Fe Springs, CA

1CCT LED Undercabinet Fixture Series



- Integrated LED array 3500K
- High/Low switch lumen adjustable
- Linkable up to ten fixtures
- Durable metal construction
- Frosted glass lens
- 6' Plug-in power cord
- Side, rear and bottom (1/2") knockouts for Romex wiring connectors
- Portable or hardwired
- ETL Certified
- Available in white, nickel and bronze

Model	Input Voltage	Input Wattage	LED CCT	Lumens	Dimension (L x W x H)	Finish
LEDUC12	120	5	3500K	380	12"x3.5"x1"	WT/BN/BZ
LEDUC21	120	7	3500K	530	21"x3.5"x1"	WT/BN/BZ
LEDUC24	120	9	3500K	680	24"x3.5"x1"	WT/BN/BZ
LEDUC33	120	13	3500K	980	33"x3.5"x1"	WT/BN/BZ
LEDUC42	120	16	3500K	1200	42"x3.5"x1"	WT/BN/BZ

Amax Lighting, Inc. Santa Fe Springs, CA

5CCT LED Task / Undercabinet Fixture Series



- 5CCT selectable light color by dip switch
- Dimmable
- Damp location rated
- White diffuser
- Durable metal construction
- Side and rear (1/2") knockouts for Romex wiring connectors
- SGS Certified

Model	Input Voltage	Input Wattage	LED CCT	Dimension (L x W x H)	Finish
5CCT-UCN9	120	5	27K/3K/35K/4K/5K	9"x3.5"x1"	WT
5CCT-UCN12	120	7	27K/3K/35K/4K/5K	12"x3.5"x1"	WT
5CCT-UCN18	120	9	27K/3K/35K/4K/5K	18"x3.5"x1"	WT
5CCT-UCN21	120	11	27K/3K/35K/4K/5K	21"x3.5"x1"	WT
5CCT-UCN24	120	13	27K/3K/35K/4K/5K	24"x3.5"x1"	WT
5CCT-UCN33	120	17	27K/3K/35K/4K/5K	33"x3.5"x1"	WT
5CCT-UCN42	120	22	27K/3K/35K/4K/5K	42"x3.5"x1"	WT

Amax Lighting, Inc. Santa Fe Springs, CA

1CCT LED Task/Undercabinet Fixture Series



- Integrated LED array 3000K or 4000K
- Dimmable
- Damp location rated
- White diffuser
- Durable metal construction
- Side and rear (3/8" & 1/2") knockouts for Romex wiring connectors
- ETL Certified

Model	Input Voltage	Input Wattage	LED CCT	Lumens	Dimension (L x W x H)	Finish
LED-UCW9	120	5	3000K/4000K	300	9"x5"x1"	WT
LED-UCW12	120	7	3000K/4000K	420	12"x5"x1"	WT
LED-UCW21	120	13	3000K/4000K	780	21"x5"x1"	WT
LED-UCW24	120	14	3000K/4000K	840	24"x5"x1"	WT
LED-UCW33	120	20	3000K/4000K	1200	33"x5"x1"	WT
LED-UCW42	120	26	3000K/4000K	1560	42"x5"x1"	WT

Amax Lighting, Inc. Santa Fe Springs, CA

LED Undercabinet Task Light Series



- Die formed cold rolled steel
- Frosted glass diffuser with simple hinged push-to-open lens
- Side and rear (1/2") knockouts for Romex wiring connectors
- High / Low switch

Model	Input Voltage	Input Wattage	LAMP TYPE	LED CCT	Lumens	Dimension (L x W x H)	Finish
LED-XN1	120	1x2	LED 12V Wedge Base	3000K	90	8"x3.4"x1"	WT/BZ
LED-XN2	120	2x2	LED 12V Wedge Base	3000K	220	12"x3.4"x1"	WT/BZ
LED-XN3	120	3x2	LED 12V Wedge Base	3000K	360	21"x3.4"x1"	WT/BZ
LED-XN4	120	4x2	LED 12V Wedge Base	3000K	490	30"x3.4"x1"	WT/BZ
LED-XN5	120	5x2	LED 12V Wedge Base	3000K	620	40"x3.4"x1"	WT/BZ

Amax Lighting, Inc. Santa Fe Springs. CA

LED Wand Series



- Die formed cold rolled steel
- Clear polycarbonate diffuser
- Portable or hardwire using our J-Box
- Interlink and power cord included

- 90 degree swivel
- Certifications: CETL/ETL
- Available in White

Model	Input Voltage	Input Wattage	LED CCT	Lumens	Dimension (L x W x H)	Finish
SWLED-10	120	1.2	4000K	72	10"x0.9"x0.9"	WT
SWLED-20	120	2.4	4000K	144	20"x0.9"x0.9"	WT
SWLED-30	120	3.6	4000K	216	30"x0.9"x0.9"	WT

Amax Lighting, Inc. Santa Fe Springs. CA

LED Vanity Light



- Die formed cold rolled steel
- High efficiency acrylic diffuser
- Switch and Outlet port included
- USB port optional
- LED strip integrated
- Ceiling or wall surface mounting
- Horizontal or vertical mounting
- Certifications: CETL/ETL
- Title 24 compliant
- Damp location rated
- Dimmable only at 120V
- Available in Nickel

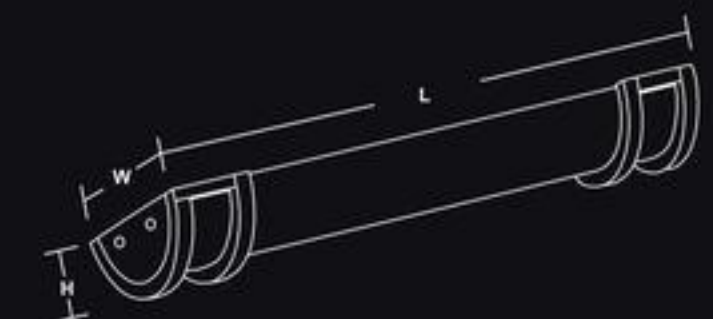
Model	Input Voltage	Input Wattage	LED CCT	Lumens	Dimension (L x W x H)	Finish
LED-V18 USB2	120-277	25	3000K	1600	18"x3"x4"	BN

Amax Lighting, Inc. Santa Fe Springs. CA

3CCT LED Vanity/ Wall Sconce Series



• LED Module Board



- Die formed cold rolled steel
- High efficiency acrylic diffuser
- LED T8 by-pass linear tube included
- Available in 3000K, 4000K or 5000K
- Ceiling or wall surface mounting
- Horizontal or vertical mounting
- Certifications: CETL/ETL
- Damp location rated
- Available in Nickel

Model	Input Voltage	Input Wattage	LED CCT	Dimension (W x H x D)	Finish
LED-WS15	120	15	3000K/4000K/5000K	9.5"x10.5"x4"	BN
LED-BB210	120	30	3000K/4000K/5000K	24"x5 3/8"x3 3/8"	BN

Model	Input Voltage	Input Wattage	LAMP TYPE	Dimension (L x W x H)	Finish
LED-BB2143	120-277	2x15	2-LEDT8	36.25"x6"x4.25"	BN

Amax Lighting, Inc. Santa Fe Springs. CA

LED Vanity Fixture Series



Contemporary design LED vanity light half round fixtures manufactured with the finest material craftsmanship to meet the needs of the customers, 120V-277V multi-voltage. Dimmable in 120V. Heavy duty metal Housing. 1/2" knockouts, Milky white diffuser eliminates glare. Ceiling or wall mounted applications. Can be mounted Horizontally or vertically. Available in 10", 24" 36" 48", and white and black finishes. Damp location rated.



Model	Voltage	Wattage	CCT	Dimension	Finish
LED-WS10WT-MV	120V-277	15	3000K/4000K	10"X6 1/2"X2 3/4"	WT
LED-WS10BLK-MV	120V-277	15	3000K/4000K	10"X6 1/2"X2 3/4"	BLK
LED-V24WT-MV	120V-277	20	3000K/4000K	24"X6 1/2"X2 3/4"	WT
LED-V24BLK-MV	120V-277	20	3000K/4000K	24"X6 1/2"X2 3/4"	BLK
LED-V36WT-MV	120V-277	30	3000K/4000K	36"X6 1/2"X2 3/4"	WT
LED-V36BLK-MV	120V-277	30	3000K/4000K	36"X6 1/2"X2 3/4"	BLK
LED-V48WT-MV	120V-277	40	3000K/4000K	48"X6 1/2"X2 3/4"	WT
LED-V48BLK-MV	120V-277	40	3000K/4000K	48"X6 1/2"X2 3/4"	BLK

Amax Lighting, Inc. Santa Fe Springs. CA

LED Fake Hunter

Amax Fake Hunter Counterfeit Detector is the perfect solution for business and organizations in the constant fight against fake bills, credit cards, passports, and IDs. This unit easily detects fake bills and IDs cards by revealing fluorescent strips, dots, symbols, and other markings that are invisible to the naked eye. This unit comes with a LED detection guide for 5, 10, 20, 50, and 100 dollar bills that will show that markings to look for in authentic bills. When presented with a questionable bills or IDs, simply place bills, IDs on the detection place, check the luminous security thread and/or holographic images on the bills or IDs to prove the authenticity of the bills or IDs. Genuine US bills have a security thread that glows a certain color when held under a fake hunter. Fight counterfeit bills with the Amax Fake Hunter Counterfeit Detector.

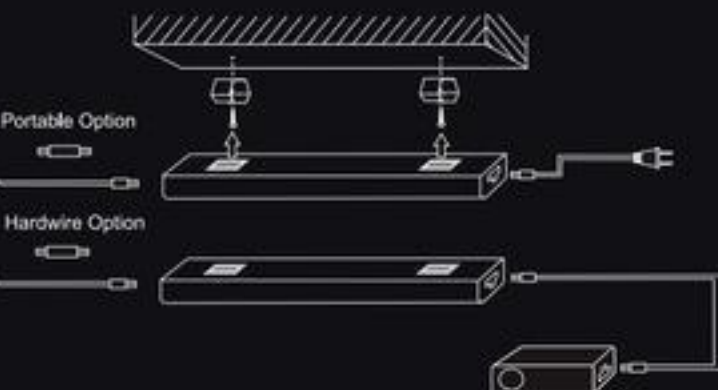
- Features:
- Battery-Powered. Rechargeable lithium battery by Type-C connector
 - PIR motion sensor turns light on. Auto shut-off after 3 seconds
 - 1 USB port charging on the back
 - 1 USB (5V 2.4A) at front
 - 1 USB charging cable
 - Plastic enclosure
 - A convenient pen holder



Model	Voltage	Wattage	CCT	USB	Dimension	Finish
LED-FH3W	5V DC	3	UV	5V, 2.4A	7 1/2"X3 7/8"X5 3/8"	BLK

Amax Lighting, Inc. Santa Fe Springs. CA

LED Bar Light Series



- Aluminum enclosure
- Surface mounting only
- 3 level Dimmer push button
- Portable or hardwire option
- Certifications: CETL/ETL
- Available in White, Nickel, Bronze

Model	Input Voltage	Input Wattage	LED CCT	Lumens	Dimension (L x W x H)	Finish
LED-B2	120	2	3000K	152	10"x1.8"x0.9"	WT/BN/BZ
LED-B4	120	4	3000K	304	20"x1.8"x0.9"	WT/BN/BZ
LED-B6	120	6	3000K	456	30"x1.8"x0.9"	WT/BN/BZ

Amax Lighting, Inc. Santa Fe Springs, CA

3CCT LED-WS15 Wall Sconce Vanity Series



Contemporary design LED wall sconce half round and square fixtures manufactured with the finest material and Craftsmanship to meet the needs of the customers. 3CCT adjustable colors Dimmable. Die formed out of cold rolled steel. Milky white diffuser eliminates glare. Wall mounted applications. Can be mounted horizontally or vertical. Damp location rated for half round fixture, wet location rated for square fixture. Available in brush nickel and black finishes.



Model	Voltage	Wattage	CCT	CRI	Dimension (WxDxH)	Finish
LED-WS15	120	15	3K/4K/5K	90+	7 1/16"X3 1/2"X9 7/8"	BN/BLK
LED-WS15SQ	120	15	3K/4K/5K	90+	7"X3 1/2"X10"	BN/BLK

Amax Lighting, Inc. Santa Fe Springs, CA

LED-VB3 Vanity



LED vanity light bar is a stunning and elegant way to light up your space. This classic style vanity light features three lights with frosted glass shade, Brushed Nickel provide even and soft white light to your bathroom or powder room. This vanity light bar can be mounted with the shades facing upwards or downwards for a customizable look. Uses 3 medium base A19 bulbs (Bulbs not included). Available in brush nickel and black finishes. Damp location rated.



Model	Voltage	Wattage	Bulb base	Dimension	Finish
LED-VB3-BN	120	3-A19 BULB	E26 BASE	19 1/4"X6"X9"	BN
LED-VB3-BLK	120	3-A19 BULB	E26 BASE	19 1/4"X6"X9"	BLK

Amax Lighting, Inc. Santa Fe Springs. CA

LED-W4 Linear Wraparound




Featuring an integrated LED light source, the 4 ft. LED flush mount wraparound light is excellent for general utility applications like garage, warehouse, office, storage units, stairwell. Designed with impact resistant acrylic lens. It provides a 120V-277V AC source. Dimmable only at 120V. You can use the chains for pendant lighting or high bay applications. This fixture is an ideal replacement for traditional 2-light fluorescent T8 or T12 wraps. Damp location rated.



Model	Voltage	Wattage	CCT	CRI	Lumens	Dimension	Finish
LED-W4	120-277	40	4000K	90+	3200	47 1/2"X5 1/2"X2 5/8"	WT
LED-W4-W	120-277	40	3000K	90+	3200	47 1/2"X5 1/2"X2 5/8"	WT

Amax Lighting, Inc. Santa Fe Springs. CA

LED Shop Garage Light



- Extruded aluminum and cold rolled steel support with high rated polycarbonate end caps
- White diffuser resists-cracking or yellowing, diffuser snaps securely without the use of tools
- 5 feet wire power source with a plug
- Linkable up to three lights
- Radar sensor
- LED strip integrated
- Dimmable only at 120V
- Certifications: CETL/ETL
- Available in Nickel

Model	Input Voltage	Input Wattage	LED CCT	CRI	Lumens	Dimension (L x W x H)	Finish
LED-SG24	120-277	80	3000K/4000K	90+	4880	24.5"x9.6"x3"	NKL

Amax Lighting, Inc. Santa Fe Springs. CA

LED Wraparound Fixture



- Die formed cold rolled steel
- High efficiency diamond cut clear diffuser
- LED T8 linear tube included
- Ceiling or wall surface mounting
- Certifications: CETL/ETL
- Damp location rated

Model	Input Voltage	Input Wattage	LAMP TYPE	Lumens	Dimension (L x W x H)	Finish
LED-WA2AL	120-277	2x18	2-LEDT8	2x2300	48"x9"x2.2"	WT

Amax Lighting, Inc. Santa Fe Springs. CA

Plastic Engine LED Puck Series

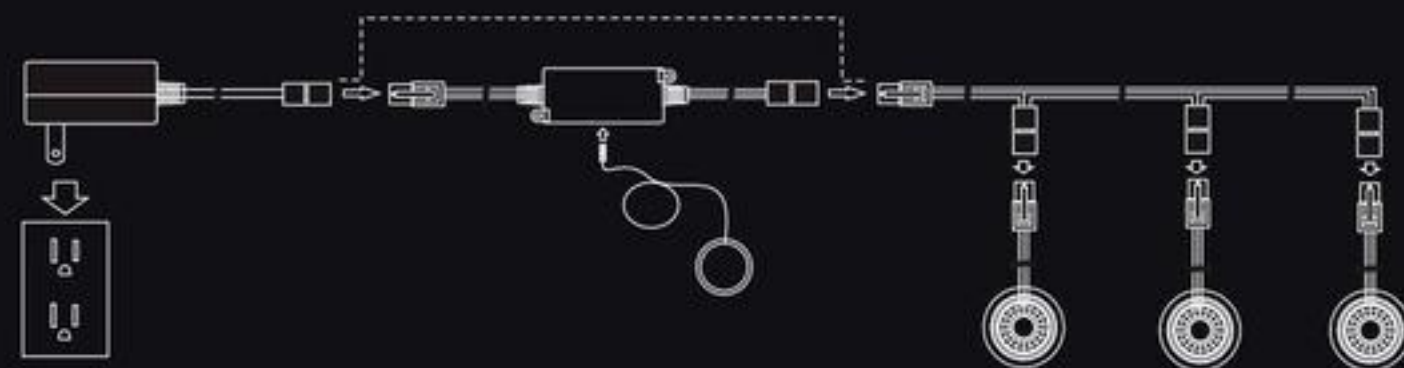


Surface Mounting

Recess Mounting



- High rated polycarbonate housing
- Surface or Recess mount
- Each puck includes 1 engine LED
- Quick connectors included
- 3 level touch dimmer for 3LT included
- Certifications: CETL/ETL
- Available in White, Nickel, Black



Model	Input Voltage	Input Wattage	LED CCT	Lumens	Dimension (OD x H)	Finish
LED-1PE10	10	3.3	3000K	250	2.6"x0.8"	WT/NKL/BLK
LED-3PE10	10	3x3.3	3000K	3x250	2.6"x0.8"	WT/NKL/BLK


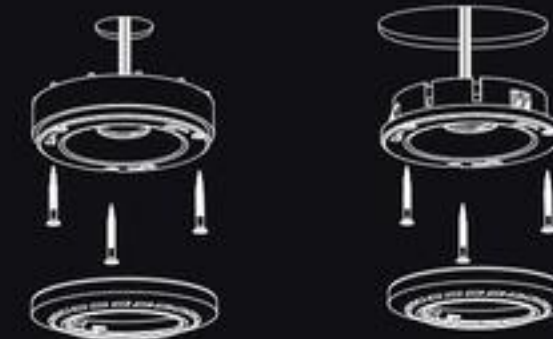
Amax Lighting, Inc. Santa Fe Springs, CA

LED Accent Puck Series



Surface Mounting

Recess Mounting

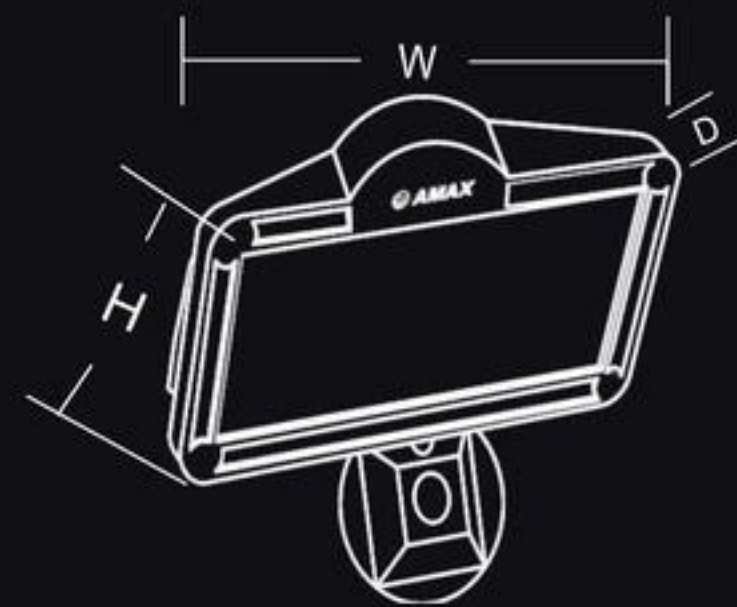


- High rated polycarbonate housing
- Surface or Recess mount
- Each puck includes 8 LED chips
- Quick connectors & simply plug in
- Certifications: CETL/ETL
- Dimmable
- Available in White, Nickel, Black

Model	Input Voltage	Input Wattage	LED CCT	Lumens	Dimension (OD x H)	Finish
3580 LED-PL1	120	4	3000K	320	2.6"x1.8"	WT/NKL/BLK
3580 LED-PL3	120	3x4	3000K	3x320	2.6"x1.8"	WT/NKL/BLK

Amax Lighting, Inc. Santa Fe Springs, CA

3CCT LED Outdoor Flood Light



- Aluminum housing
- High rated polycarbonate lens
- Wall mount only
- Dusk to Dawn
- Exclusive weather resistant shield for severe weather conditions
- Certifications: CETL/ETL
- Wet location rated
- Available in Black & White
- Wildlife Friendly feature

Model	Input Voltage	Input Wattage	LED CCT	Dimension (W x H x D)	Finish
LED-FL100	110-277	100	2300K/3200K/4000K	12.6"x8.5"x3"	BLK / WT

Amax Lighting, Inc. Santa Fe Springs. CA

LED Jelly Jar & Globe Light A19 Series

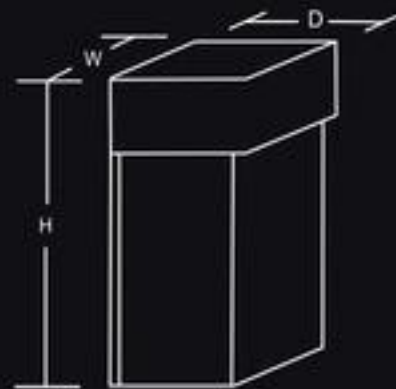


- High rated polycarbonate housing and diffuser
- Wall mount only
- LED A19 bulb included
- Dusk to dawn
- Certifications: CETL/ETL
- Wet location rated
- Available in White, Bronze

Model	Input Voltage	Input Wattage	LED CCT	Lumens	Dimension (W x D x H)	Finish
LED-SLC12	120	12	4000K	1100	4.5"x6.13"x7.6"	WT/BZ
LED-SLR12	120	12	4000K	1100	6"x7.6"x7.25"	WT/BZ

Amax Lighting, Inc. Santa Fe Springs. CA

LED Wall Pack Light A19 Series

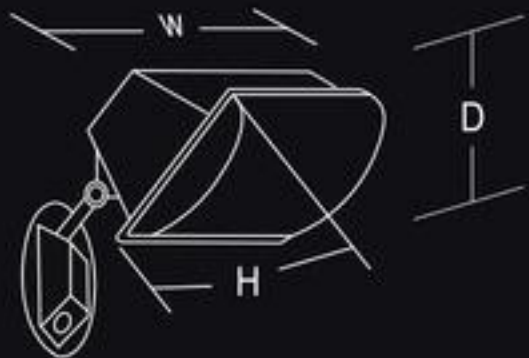


- High rated polycarbonate housing and diffuser
- Wall mount only
- LED A19 bulb included
- Dusk to dawn
- Certifications: CETL/ETL
- Wet location rated
- Available in White, Bronze

Model	Input Voltage	Input Wattage	LED CCT	Lumens	Dimension (W x D x H)	Finish
LED-SL27	120	23	4000K	2000	6.25"x5.6"x10.25"	WT/BZ
LED-SL18	120	15	4000K	1400	7.5"x4.4"x10"	WT/BZ

Amax Lighting, Inc. Santa Fe Springs, CA

LED Outdoor Light Series



- High rated polycarbonate housing
- Clear or frosted high rated polycarbonate diffuser
- Wall mount only
- Dusk to Dawn
- Exclusive weather resistant shield for severe weather conditions
- Certifications: CETL/ETL
- Wet location rated
- Available in White, Bronze

Model	Input Voltage	Input Wattage	LED CCT	Lumens	Dimension (W x D x H)	Finish
LED-SL42	120	42	4000K	3500	12.88"x4.5"x8"	WT/BZ
LED-FL55	120	42	4000K	3000	13"x4.5"x8.25"	WT/BZ

Amax Lighting, Inc. Santa Fe Springs, CA

LED-OWL1 Outdoor Light



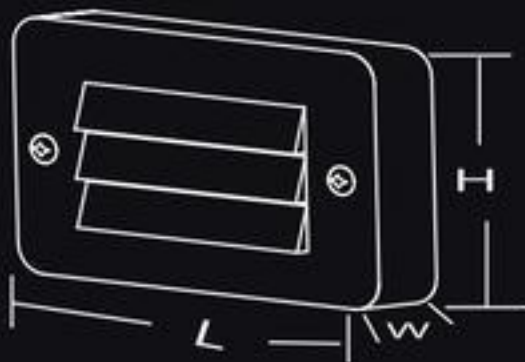
This Classic Outdoor Lantern delivers ample amount of light while showing a great craftsmanship and elegant details, with a clear glass shade that diffuses the light evenly. It contains a motion sensor and Dusk to Dawn operation. There is an AC 120V (GFCI) convenient outlet for extra power cord. Made from rolled steel with a baked enamel coat of matte black. Vintage LED A19 bulb included. Wet location rated.



Model	Voltage	Wattage	CCT	CRI	Lumens	Dimension	Finish
LED-OWL1	120	15	3000K	80+	1490	6 1/8"X9"X11 3/8"	BLK

Amax Lighting, Inc. Santa Fe Springs, CA

LED Step-Deck Light Series




- Heavy-Gage, metal housing
- Fits into 4" J-Box
- Low temperature, long life
- Certifications: CETL/ETL
- Wet location rated
- Available in White, Bronze, Nickel

Model	Input Voltage	Input Wattage	LED CCT	CRI	Lumens	Dimension (L x W x H)	Finish
LED-SPH1	120	1.2	3000K	80+	70	4.6"x0.57"x2.9"	WT/BN/BZ

Amax Lighting, Inc. Santa Fe Springs, CA

LED Step-Deck Light



- Heavy-Gage, metal housing
- Fits into 4" J-Box
- Low temperature, long life
- Certifications: CETL/ETL
- Wet location rated
- Available in White, Bronze, Nickel

Model	Input Voltage	Input Wattage	LED CCT	CRI	Lumens	Dimension (L x W x H)	Finish
LED-SPH	120	2.7	3000K	80+	160	8"x0.63"x4.8"	WT/BLK/BN/BZ

Amax Lighting, Inc. Santa Fe Springs, CA

LED Step-Deck Light



- Heavy-Gage, metal housing
- Fits into 4" J-Box
- Low temperature, long life
- Certifications: CETL/ETL
- Wet location rated
- Available in White, Bronze, Nickel

Model	Input Voltage	Input Wattage	LED CCT	CRI	Lumens	Dimension (L x W x H)	Finish
LED-SPV	120	2.7	3000K	80+	160	4.8"x0.63"x8"	WT/BLK/BN/BZ

Amax Lighting, Inc. Santa Fe Springs, CA

LED-DL10 Desk Lamp Wireless Charger



LED desk lamps are designed to be soft, stable, non-flickering light. Fast and easy wireless cell phone, smart watch, and Air Pod charger. 14W supports wireless charge, 2 USB ports (5V 2.4A). Left and right top diffuser spectrum 90-degree movable. Multi-angle foldable. 0%-100% fully dimmable with just a simple touch. 4 color temperatures (3000K, 3500K, 4000K, 5000K). It remembers the brightness level of your last use and it will automatically return to the previous setting when turned on next time. Portable, easy to carry and store. It is a great application for office, school or home.



Model	Voltage	USB	Wattage	CCT	CRI	Dimension	Finish
LED-DL10WT	120 - 240	2	10	3K/3.5K/4K/5K	90+	14"X16"X4 1/2"	WT
LED-DL10BLK	120 - 240	2	10	3K/3.5K/4K/5K	90+	14"X16"X4 1/2"	BLK

Amax Lighting, Inc. Santa Fe Springs. CA

Fluorescent Strip Light Series




- Die formed cold rolled steel
- High efficiency energy saver electronic ballast
- Ceiling or wall surface mounting
- Certifications: CETL/ETL

Model	Input Voltage	Input Wattage	Lamp Type	Dimension (L x W x H)	Finish
ST24S-120	120	1x17	1-F17T8	24"x3"x3"	WT
ST24D-120	120	2x17	2-F17T8	24"x4.25"x3"	WT
ST36S-120	120	1x25	1-F25T8	36"x3"x3"	WT
ST36D-120	120	2x25	2-F25T8	36"x4.25"x3"	WT
ST48S-120	120	1x32	1-F32T8	48"x3"x3"	WT
ST48D-120	120	2x32	2-F32T8	48"x4.25"x3"	WT

Amax Lighting, Inc. Santa Fe Springs. CA

Fluorescent Wraparound Fixture Series



- Die formed cold rolled steel
- High efficiency diamond cut clear diffuser
- High efficiency energy saver electronic ballast
- Ceiling or wall surface mounting
- Certifications: CETL/ETL

Model	Input Voltage	Input Wattage	Lamp Type	Dimension (L x W x H)	Finish
RL-WA2AS	120	2X17	2-F17T8	24"x6.5"x2.2"	WT
RL-WA2AL	120	2X32	2-F32T8	48"x9"x2.2"	WT

Amax Lighting, Inc. Santa Fe Springs, CA

Fluorescent Undercabinet Fixture Series



- 3.5" Side and rear (1/2") knockouts for Romex wiring connectors
- Ideal for cabinet, display cases, shelves or any work area that requires task or accent lighting
- With or without switch and receptacle outlet knockouts
- Certifications: CETL/ETL

Model	Input Voltage	Input Wattage	Lamp Type	Dimension (L x W x H)	Finish
UC-12	120	8	1-F8T5	12"x5"x1"	WT
UC-21	120	13	1-F13T5	21"x5"x1"	WT
UC-24	120	16	2-F8T5	24"x5"x1"	WT
UC-33	120	21	1-F8T5+1-F13T5	33"x5"x1"	WT
UC-42	120	26	2-F13T5	42"x5"x1"	WT

Amax Lighting, Inc. Santa Fe Springs, CA

LED Retrofit-A Light



LED Strip for Undercabinet



LED-5



LED-7



LED-13

- Magnetic LED module
- Retrofit your Ceiling or U/C fixtures

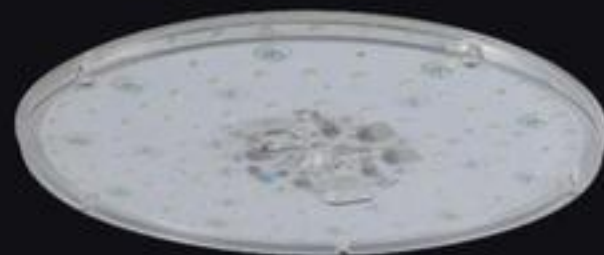
LED modules for Ceiling & Wall Fixture



LED-15



LED-20



LED-35

- 120V direct power
- No external power units
- Dimmable

Model	W	L	H	Watts	Lumens	Volt	CCT	Model No.	Dia	H	Watts	Lumens	Volt	CCT
LED-5	1"	8"	0.2"	5	375	120	3000K/4000K	LED-15	7"	0.83"	15	1100	120	3000K/4000K
LED-7	1"	11"	0.2"	7	525	120	3000K/4000K	LED-20	9"	0.83"	20	1350	120	3000K/4000K
LED-13	1"	20"	0.2"	13	975	120	3000K/4000K	LED-35	11"	0.83"	35	2240	120	3000K/4000K

Amax Lighting, Inc. Santa Fe Springs, CA

Dimmer Switch



Touch Dimmer Switch
DM3-120/WT



Touch Dimmer Switch
DIM60W-120/WT



Touch Dimmer Switch
DM3-120/BLK



Touch Dimmer Switch
DIM60W-120/BLK

Model	Input Voltage	Input Wattage	Type	Finish
DM3-120	120	200	3 Level Touch Dimmer	WT/BLK
DIM60W-120	120	60	3 Level Touch Dimmer	WT/BLK

Amax Lighting, Inc. Santa Fe Springs, CA

LED Bulbs



Model	Input Voltage	Input Wattage	Lumens	Base	Frosted or Clear	Light Bulb	LED CCT
LED-12A19E26	120	12	1100	E26	Frosted	A19	3000K/4000K
LED-15A19E26	120	15	1600	E26	Frosted	A19	3000K/4000K
LED-23A21E26	120	23	2200	E26	Frosted	A21	3000K/4000K

Amax Lighting, Inc. Santa Fe Springs, CA

Electronic Transformer



HD105-120



HD60-120



HD150-120



HD75-120

Model	Input Voltage	Input Wattage	Output Voltage	Dimension
HD105-120	120	105	12	4 3/8"x1 7/8"x1/1/4"
HD150-120	120	150	12	4 3/8"x1 7/8"x1/1/4"
HD60-120	120	60	12	2 3/4"x1 1/4"x3/4"
HD75-120	120	75	12	2 3/4"x1 1/4"x3/4"

Amax Lighting, Inc. Santa Fe Springs, CA

LED Driver



LED Driver Plug In
HDTG10-120/BLK



LED Driver Plug In
HDTG10-120/WT



HDTG20/30-120H



HDTG35-120H D1



HDTG35-120H D2



HDTG35-120H D3



HDTG30-UNV

Model	Input Voltage	Input Wattage	Type
HDTG10-120	120	10	LED Driver Plug In
HDTG35-120H D1	120	15	LED Driver
HDTG35-120H D2	120	20	LED Driver
HDTG35-120H D3	120	35	LED Driver
HDTG30-UNV	100-277	30	LED Driver
HDTG20/30-120H	120	30	LED Driver

Amax Lighting, Inc. Santa Fe Springs, CA

Electronic Ballast

For Circline bulb



HD22-120A



HD32-120A



HD3222-120A



HD4032-120A



HD22-120B



HD32-120B



HD3222-120B



HD4032-120B

Model	Input Voltage	Input Wattage	Bulb Type
HD22-120A	120	22	FC8T5/T9
HD32-120A	120	32	FC12T5/T9
HD3222-120A	120	22+32	FC8T5/T9 + FC12T5/T9
HD4032-120A	120	32+40	FC12T5/T9 + FC16T5/T9
HD22-120B	120	22	FC8T5/T9
HD32-120B	120	32	FC12T5/T9
HD3222-120B	120	22+32	FC8T5/T9 + FC12T5/T9
HD4032-120B	120	32+40	FC12T5/T9 + FC16T5/T9

Amax Lighting, Inc. Santa Fe Springs, CA

Electronic Ballast

For CFL Lamp



HD113-120A



HD213-120A



HD118-120A



HD218-120A



HD126-120A



HD226-120A

Model	Input Voltage	Input Wattage	Bulb Type
HD113 - 120A	120	1X13	CFL13W
HD118 - 120A	120	1X18	CFL18W
HD126 - 120A	120	1X26	CFL26W
HD213 - 120A	120	2X13	2-CFL 13W
HD218 - 120A	120	2X18	2-CFL 18W
HD226 - 120A	120	2X26	2-CFL 26W

Amax Lighting, Inc. Santa Fe Springs. CA

Electronic Ballast

For T5 Lamp



HD8/13-120A



HD16/21-120AL



HD16/21-120A



HD128-120AL

Model	Input Voltage	Input Wattage	Bulb Type
HD8/13-120A	120	8/13	F8/F13 T5
HD16/21-120A	120	16/21	F16 T5 / F121 T5
HD16/21-120AL	120	11/14/16	F11 T5 / F14 T5 / F16 T5
HD128-120AL	120	35 Max.	F21 T5 / F28 T5 / F35 T5

Amax Lighting, Inc. Santa Fe Springs. CA

Electronic Ballast



HD8X2-120A



HD13X1-120A



HD13X2-120A



HD13X3-120A

Model	Input Voltage	Input Wattage	Bulb Type
HD8X2-120A	120	2X8	2-F8T5
HD13X1-120A	120	1X13	PLC13
HD13X2-120A	120	2X13	2-PLC13
HD13X3-120A	120	3X13	3-PLC13

Amax Lighting, Inc. Santa Fe Springs. CA

Replacement Diffusers



JR10 Lens
JR14 Lens
JR17 Lens




S12 Lens
S14 Lens
S19 Lens



SLC12-Lens



JR32 Lens



WA2AS-Lens: 24" x6.5"
WA4AS-Lens: 24" x12.5"
WA2A-Lens: 48" x6.5"
WA4A-Lens: 48" x12.5"
WA2AL-Lens: 48" x9"



SLR12-Lens



M13 Lens
M17 Lens
M21 Lens



UC12 Lens / UC12S Lens
UC21 Lens / UC21S Lens
UC24 Lens / UC24S Lens
UC33 Lens / UC33S Lens
UC42 Lens / UC42S Lens



SL18-Lens



PF2A-Lens: 48" x11"
PF4A-Lens: 48" x17"



SL27-Lens



V11 Lens
V14 Lens
V19 Lens



R11 Lens
R14 Lens
R19 Lens



SL42 Lens FL55 Lens

Amax Lighting, Inc. Santa Fe Springs. CA